


# BISTAR

TP6L60M-XXX **120 half-cell**

360 - 370W

9BB half-cut mono perc



## KEY FEATURES



### 9BB half-cut cell technology

New circuit design, lower internal current, lower Rs loss



### Significantly lower the risk of hot spot

Special circuit design with much lower hot spot temperature



### Wider application

No water-permeability and high wear-resistance, can be widely used in high-humid, windy and dusty area



### IP68 junction box

High waterproof level

## SYSTEM & PRODUCT CERTIFICATES

- IEC 61215 / IEC 61730
- ISO 9001: 2015 Quality Management System
- ISO 14001: 2015 Environment Management System
- ISO 45001: 2018 Occupational Health and Safety Management Systems

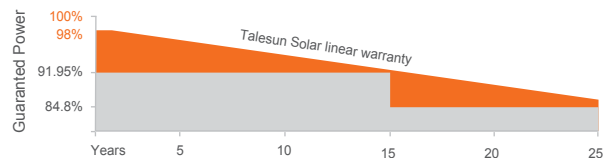
## PERFORMANCE WARRANTY

**15** years  
Quality assurance

**25** years  
Power output guarantee

■ Talesun standard

■ Industry standard



## ELECTRICAL PARAMETERS

### Performance at STC (Power Tolerance $\pm 3\%$ ; Binning tolerance: 0~+5W)

Maximum Power (Pmax/W)	360	365	370
Operating Voltage (Vmpp/V)	34.3	34.6	34.9
Operating Current (Impp/A)	10.50	10.56	10.61
Open-Circuit Voltage (Voc/V) (Tolerance $\pm 4\%$ )	40.7	40.9	41.1
Short-Circuit Current (Isc/A) (Tolerance $\pm 4\%$ )	11.15	11.20	11.26
Module Efficiency $\eta m(\%)$	19.7	20.0	20.3

### Performance at NMOT

Maximum Power (Pmax/W)	267.7	271.2	274.7
Operating Voltage (Vmpp/V)	31.6	31.9	32.1
Operating Current (Impp/A)	8.46	8.50	8.55
Open-Circuit Voltage (Voc/V)	37.9	38.0	38.2
Short-Circuit Current (Isc/A)	9.00	9.04	9.09

STC: Irradiance 1000W/m<sup>2</sup>, Cell Temperature 25°C, Air Mass AM1.5    NMOT: Irradiance at 800W/m<sup>2</sup>, Ambient Temperature 20°C, Air Mass AM1.5, Wind Speed 1m/s

## MECHANICAL SPECIFICATION

Cell Type	Monocrystalline
Cell Dimensions	166*166mm
Cell Arrangement	120 (6*20)
Weight	21kg (46.3lbs)
Module Dimensions	1755*1038*35mm (69.09*40.87*1.38inches)
Cable Length (Portrait)	(+300mm (11.81inches)) / (-300mm (11.81inches))
Cable Length (Landscape)	(+1200mm (47.24inches)) / (-1200mm (47.24inches))
Cable Cross Section Size	4mm <sup>2</sup> (0.006inches <sup>2</sup> )
Front Glass	3.2mm (0.13inches) AR Coating Tempered Glass
No. of Bypass Diodes	3/6
Packing Configuration	31pcs/carton, 806pcs/40hq
Frame	Anodized Aluminium Alloy
Junction Box	IP68

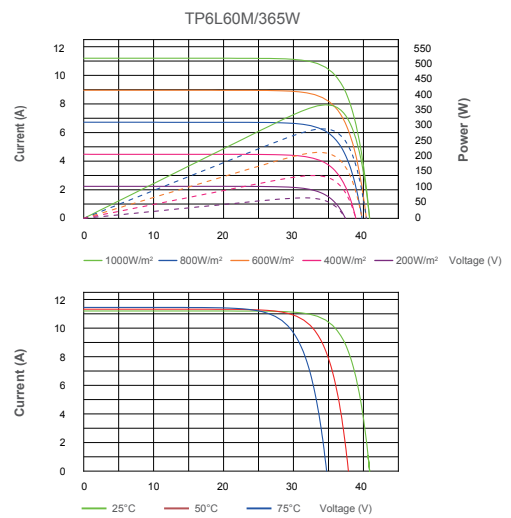
## OPERATING CONDITIONS

Maximum System Voltage	1000V/DC(IEC)
Operating Temperature	-40°C ~ +85°C
Maximum Series Fuse	20A
Static Loading	Snow Loading: 5400Pa/ Wind Loading: 2400Pa
Conductivity at Ground	$\leq 0.1\Omega$
Safety Class	II
Resistance	$\geq 100M\Omega$
Connector	PV-KST4/xy-UR(male), PV-KBT4/xy-UR(female); T01; LJQ-3
Fire Rating (according to UL790)	Class C

## TEMPERATURE COEFFICIENT

Temperature Coefficient Pmax	-0.36%/°C
Temperature Coefficient Voc	-0.26%/°C
Temperature Coefficient Isc	+0.043%/°C
NMOT	43 $\pm$ 2°C

## I-V CURVE



## TECHNICAL DRAWINGS

